



CIN: L65190MH2004GO1148838

आईडीबीआई बैंक लिमिटेड
पंजीकृत कार्यालय : आईडीबीआई टॉवर,
इन्डियन कॉम्प्लेक्स, कफ परेड,
मुंबई - 400 005.
टेलिफोन : (+91 22) 6655 3355, 2218 9111
फैक्स : (+91 22) 2218 0411
वेबसाइट : www.idbi.com

IDBI Bank Limited
Regd. Office : IDBI Tower,
WTC Complex, Cuffe Parade,
Mumbai - 400 005.
TEL.: (+91 22) 6655 3355, 2218 9111
FAX : (+91 22) 2218 0411
Website : www.idbi.com

जनवरी ११, 2018

The Manager (Listing) BSE Ltd., 25th Floor, Phiroze Jeejeebhoy Towers, Dalal Street, Fort, Mumbai - 400 001	The Manager (Listing) National Stock Exchange of India Ltd., Exchange Plaza, 5th Floor, Plot No.C/1, G Block, Bandra Kurla Complex, Bandra(E), Mumbai - 400 051
---	--


Dear Sir,

Shareholding Pattern of IDBI Bank Ltd. -
Quarter ended December 31, 2017

In terms of Regulation 31(1)(b) of SEBI (Listing Obligations and Disclosure Requirements) Regulations, 2015, we forward herewith shareholding pattern of IDBI Bank limited as on December 31, 2017.

Kindly acknowledge receipt and take the above on record.

भवदीय,
कृते आईडीबीआई बैंक लिमिटेड


[पवन अग्रवाल] 11/01/18
कंपनी सचिव

संलग्न: उपर्युक्त

Format of Holding of Specified securities

1. Name of Listed Entity: IDBI BANK LIMITED
2. Scrip Code/Name of Scrip/Class of Security: IDBI, IDBI, EQUITY SHARES
3. Share Holding Pattern Filed under: Reg.31(1)(b)
 - a. if under 31(1)(b) then indicate the report for quarter ending 31/12/2017
 - b. if under 31(1)(c) then indicate date of allotment/extinguishment

4. Declaration : The Listed entity is required to submit the following declaration to the extent of submission of information:

	Particulars	YES*	NO*
a	Whether the Listed Entity has issued any partly paid up shares		NO*
b	Whether the Listed Entity has issued any Convertible Securities or Warrants?		NO*
c	Whether the Listed Entity has any shares against which depository receipts are issued?		NO*
d	Whether the Listed Entity has any shares in locked-in?	YES*	
e	Whether any shares held by promoters are pledge or otherwise encumbered?		NO*

*if the Listed Entity selectes the option 'NO' for the questions above, the columns for the partly paid up shares, Outstanding Convertible Securities/Warrants, depository receipts, locked-in shares, No of shares pledged or otherwise encumbered by promoters, as applicable, shall not be displayed at the time of dissemination on the Stock Exchange website. Also wherever there is 'No' declared by Listed entity in above table the values will be considered as 'Zero' by default on submission of the format of holding of specified securities.

5. The tabular format for disclosure of holding of specified securities is as follows:




Table I - Summary Statement holding of specified securities

Category	Category of Shareholder	No of Shareholders	No of fully paid up equity shares held	No of Partly paid-up equity shares held	No of Shares Underlying Depository Receipts	Total No of Shares Held (VII) = (IV)+(V)+(VI)	Shareholding as a % of total no of shares (As a % of (A+B+C2))	Number of Voting Rights held in each class of securities			No of Shares Underlying Outstanding convertible securities (Including Warrants)	Shareholding as a % assuming full conversion of convertible Securities (as a percentage of diluted share capital)	Number of Locked in Shares		Number of Shares pledged or otherwise encumbered		Number of equity shares held in dematerialized form	
								Class X	Class Y	Total			No.	As a % of total Shares held	No.	As a % of total Shares held		
																		No of Voting Rights
(i)	(ii)	(iii)	(iv)	(v)	(vi)	(vii)	(viii)	(ix)			(x)	(xi)	(xii)		(xiii)	(xiv)		
(A)	Promoter & Promoter Group	1	2055467184	0	0	2055467184	77.79	2055467184	0	2055467184	77.79	0	77.79	2055467184	100.00	0	0.00	2055467184
(B)	Public	379183	587024010	0	0	587024010	22.21	587024010	0	587024010	22.21	0	22.21	51322131	8.74	NA	NA	573224499
(C)	Non Promoter-Non Public																	
(C1)	Shares underlying DRs	0	0	0	0	0	NA	0	0	0	0.00	0	NA	0	0.00	NA	NA	0
(C2)	Shares held by Employes Trusts	0	0	0	0	0	0.00	0	0	0	0.00	0	0.00	0	0.00	NA	NA	0
	Total:	379184	2642491194	0	0	2642491194	100.00	2642491194	0	2642491194	100.00	0	100.00	2106789315	79.73	0	0.00	2628691683




Table II - Statement showing shareholding pattern of the Promoter and Promoter Group

Category	Category & Name of the Shareholder	PAN	No of Shareholders	No of fully paid up equity shares held	No of Partly paid-up equity shares held	No of Shares Underlying Depository Receipts	Total No of Shares Held (IV+V+VI)	Shareholding as a % of total no of shares (calculated as per SCRR, 1957 (VII)) As a % of (A+B+C2)	Number of Voting Rights held in each class of securities			No of Shares Underlying Outstanding convertible securities (Including Warrants)	Shareholding as a % assuming full conversion of convertible Securities (as a percentage of diluted share capital) (VII)+(X) As a % of (A+B+C2)	Number of Locked In Shares		Number of Shares pledged or otherwise encumbered		Number of equity shares held in dematerialized form	
									No of Voting Rights		Total as a % of (A+B+C)			No.	As a % of total Shares held	No.	As a % of total Shares held		
									Class X	Class Y	Total (IX)			(X)	(XI)	(XII)	(XIII)		(XIV)
(I)	(II)	(III)	(IV)	(V)	(VI)	(VII)	(VIII)												
(1)	Indian																		
(a)	Individuals/Hindu undivided Family		0	0	0	0	0	0.00	0	0	0	0.00	0	0	0.00	0	0.00	0	0.00
(b)	Central Government/State Government(s)		1	2055467184	0	0	2055467184	77.79	2055467184	0	2055467184	77.79	0	0	0.00	0	0.00	0	0.00
	PRESIDENT OF INDIA		1	2055467184	0	0	2055467184	77.79	2055467184	0	2055467184	77.79	0	0	0.00	0	0.00	0	0.00
(c)	Financial Institutions/Banks		0	0	0	0	0	0.00	0	0	0	0.00	0	0	0.00	0	0.00	0	0.00
(d)	Any Other		0	0	0	0	0	0.00	0	0	0	0.00	0	0	0.00	0	0.00	0	0.00
	Sub-Total (A)[1]		1	2055467184	0	0	2055467184	77.79	2055467184	0	2055467184	77.79	0	0	0.00	0	0.00	0	0.00
(2)	Foreign																		
(a)	Individuals (Non-Resident Individuals/Foreign Individuals)		0	0	0	0	0	0.00	0	0	0	0.00	0	0	0.00	0	0.00	0	0.00
(b)	Government		0	0	0	0	0	0.00	0	0	0	0.00	0	0	0.00	0	0.00	0	0.00
(c)	Institutions		0	0	0	0	0	0.00	0	0	0	0.00	0	0	0.00	0	0.00	0	0.00
(d)	Foreign Portfolio Investor		0	0	0	0	0	0.00	0	0	0	0.00	0	0	0.00	0	0.00	0	0.00
(e)	Any Other		0	0	0	0	0	0.00	0	0	0	0.00	0	0	0.00	0	0.00	0	0.00
	Sub-Total (A)[2]		0	0	0	0	0	0.00	0	0	0	0.00	0	0	0.00	0	0.00	0	0.00
	Total Shareholding of Promoter and Promoter Group (A)=[A][1]		1	2055467184	0	0	2055467184	77.79	2055467184	0	2055467184	77.79	0	0	0.00	0	0.00	0	0.00





Table III - Statement showing shareholding pattern of the Public shareholder

Category	Category & Name of the Shareholder	PAN	No of Shareholders	No of fully paid up equity shares held	No of Partly paid-up equity shares held	No of Shares Underlying Depository Receipts	Total No of Shares Held (IV+V+VI)	Shareholding as a % of total no of shares (A+B+C2)	Number of Voting Rights held in each class of securities			No of Shares Underlying Outstanding convertible securities (Including Warrants)	Shareholding as a % assuming full conversion of convertible Securities (as a percentage of diluted share capital)	Number of Locked in Shares		Number of Shares pledged or otherwise encumbered		Number of equity shares held in dematerialized form
									No of Voting Rights		Total as a % of (A+B+C)			No.	As a % of total Shares held	No.	As a % of total Shares held	
									Class X	Class Y								
(1)	(II)	(III)	(IV)	(V)	(VI)	(VII)	(VIII)	(IX)			(X)	(XI)	(XII)		(XIII)	(XIV)		
(1)	Institutions																	
(a)	Mutual Funds		14	7262159	0	0	7262159	0.27	7262159	0	7262159	0.27	0	0.00	NA	NA		7262159
(b)	Venture Capital Funds		0	0	0	0	0	0.00	0	0	0	0.00	0	0.00	NA	NA		0
(c)	Alternate Investment Funds		0	0	0	0	0	0.00	0	0	0	0.00	0	0.00	NA	NA		0
(d)	Foreign Venture Capital Investors		0	0	0	0	0	0.00	0	0	0	0.00	0	0.00	NA	NA		0
(e)	Foreign Portfolio Investors		70	58978781	0	0	58978781	2.23	58978781	0	58978781	2.23	0	0.00	NA	NA		58976921
(f)	Financial Institutions/Banks		45	14312901	0	0	14312901	0.54	14312901	0	14312901	0.54	0	0.00	NA	NA		14306561
(g)	Insurance Companies		27	349045675	0	0	349045675	13.21	349045675	0	349045675	13.21	51322131	14.70	NA	NA		349045675
	LIC OF INDIA	AAACL0582H	22	334451806	0	0	334451806	12.66	334451806	0	334451806	12.66	51322131	15.35	NA	NA		334451806
(h)	Provident Funds/Pension Funds		0	0	0	0	0	0.00	0	0	0	0.00	0	0.00	NA	NA		0
(i)	Any Other																	
	Sub Total (B)(1)		156	429599516	0	0	429599516	16.26	429599516	0	429599516	16.26	51322131	11.95	NA	NA		429591316
(2)	Central Government/State Government(s)/President of India		0	0	0	0	0	0.00	0	0	0	0.00	0	0.00	NA	NA		0
	Sub Total (B)(2)		0	0	0	0	0	0.00	0	0	0	0.00	0	0.00	NA	NA		0
(3)	Non-Institutions																	
(a)	i. Individual shareholders holding nominal share capital up to Rs. 2 lakhs		365034	103733326	0	0	103733326	3.93	103733326	0	103733326	3.93	0	0.00	NA	NA		91662698
	ii. Individual shareholders holding nominal share capital in excess of Rs. 2 Lakhs		222	21141264	0	0	21141264	0.80	21141264	0	21141264	0.80	0	0.00	NA	NA		21061784
(b)	NBFCs Registered with RBI		12	31166	0	0	31166	0.00	31166	0	31166	0.00	0	0.00	NA	NA		31166
(c)	Employee Trusts		0	0	0	0	0	0.00	0	0	0	0.00	0	0.00	NA	NA		0
(d)	Overseas Depositories (Holding DRs)(Balancing figure)		0	0	0	0	0	0.00	0	0	0	0.00	0	0.00	NA	NA		0
(e)	Any Other																	
	CLEARING MEMBERS		283	898696	0	0	898696	0.03	898696	0	898696	0.03	0	0.00	NA	NA		898696
	DIRECTORS		2	520	0	0	520	0.00	520	0	520	0.00	0	0.00	NA	NA		200
	H U F		5266	3553378	0	0	3553378	0.13	3553378	0	3553378	0.13	0	0.00	NA	NA		3553378
	J E F		1	2117434	0	0	2117434	0.08	2117434	0	2117434	0.08	0	0.00	NA	NA		2117434
	BODIES CORPORATES		2068	20258474	0	0	20258474	0.77	20258474	0	20258474	0.77	0	0.00	NA	NA		20051454
	NON RESIDENT INDIANS		5250	4699023	0	0	4699023	0.18	4699023	0	4699023	0.18	0	0.00	NA	NA		3320040
	NRI NON-REPATRIATION		831	629300	0	0	629300	0.02	629300	0	629300	0.02	0	0.00	NA	NA		629300
	SOCIETIES		8	28960	0	0	28960	0.00	28960	0	28960	0.00	0	0.00	NA	NA		0
	TRUSTS		50	332953	0	0	332953	0.01	332953	0	332953	0.01	0	0.00	NA	NA		307033
	Sub Total (B)(3)		379027	157424494	0	0	157424494	5.96	157424494	0	157424494	5.96	0	0.00	NA	NA		143633183
	Total Public Shareholding (B) = (B)(1)+(B)(2)+(B)(3)		379183	587024010	0	0	587024010	22.21	587024010	0	587024010	22.21	51322131	8.74				573224499



Table IV - Statement showing shareholding pattern of the Non Promoter - Non Public Shareholder

Category	Category & Name of the Shareholder	PAN	No of Shareholders	No of fully paid up equity shares held	No of Partly paid-up equity shares held	No of Shares Underlying Depository Receipts	Total No of Shares Held (IV+V+VI)	Shareholding as a % of total no of shares (A+B+C2)	Number of Voting Rights held in each class of securities			No of Shares Underlying Outstanding convertible securities (Including Warrants)	Shareholding as a % assuming full conversion of convertible Securities (as a percentage of diluted share capital)	Number of Locked In Shares		Number of Shares pledged or otherwise encumbered		Number of equity shares held in dematerialized form	
									No of Voting Rights					Total as a % of (A+B+C)	No.	As a % of total Shares held	No.		As a % of total Shares held
									Class X	Class Y	Total								
	(I)	(II)	(III)	(IV)	(V)	(VI)	(VII)	(VIII)	(IX)			(X)	(XI)	(XII)		(XIV)			
(1)	Custodian/DR Holder		0	0	0	0	0	0.00	0	0	0	0.00	0	0.00	NA	NA	0		
(2)	Employee Benefit Trust (under SEBI(Share based Employee Benefit) Regulations 2014)		0	0	0	0	0	0.00	0	0	0	0.00	0	0.00	NA	NA	0		
	Total Non-Promoter-Non Public Shareholding (C) = (C)(1)+(C)(2)		0	0	0	0	0	0.00	0	0	0	0.00	0	0.00			0		



Details of the shareholders acting as persons in Concert including their Shareholding:			
Name of Shareholder	Name of PAC	No of shares	Holding%
LIC OF INDIA and its various schemes	LIC OF INDIA and its various schemes	334451806	12.66
Total:		334451806	12.66



Details of Shares which remain unclaimed may be given hear along with details such as number of shareholders,	
No of Shareholders	No of shares
4818	859114

