



INFORMATION HANDOUT

**ONLINE EXAMINATION FOR
RECRUITMENT OF EXECUTIVES (ON CONTRACT)**

(05.09.2021)

**Advertisement No. 5 / 2021-22
Recruitment of Executives on Contract - 2021**

INTRODUCTION

This booklet contains details pertaining to various aspects of the online examination you are going to take and important instructions about related matters. **The answers will be indicated online, hence you should carefully read instructions regarding the method of indicating answers.** You are advised to study this booklet carefully as it will help you in preparing for the examination.

Before appearing for the online examination you should strictly ensure yourself that you fulfill the eligibility criteria stipulated in the advertisement in all respects.

Please note that since this is a competitive examination, mere passing is not adequate. You have to obtain a high rank in the order of merit to get eligibility for future selection process. You should, therefore, put in best efforts in the examination.

IRIS Scan

Photograph and IRIS will be captured at the examination venue. The photo captured will be matched with the photo uploaded by the candidate in the application. You must NOT change your appearance from the photo uploaded by you.

(IRIS scan is introduced in lieu of Biometric thumb impression due to covid-19 situation to avoid circulation of infection with multiple thumb impressions). Decision of the IRIS data verification authority with regard to its status (matched or mismatched) shall be final and binding upon the candidates. Refusal to participate in the process of IRIS scanning / verification on any occasion may lead to cancellation of candidature. With regards to the same, please note the following:

- (a) **'LEFT EYE (IRIS)' will be captured for all the candidates before the exam and verified after the examination and, at subsequent stages.**
- (b) **Candidates should remove Contact Lenses and Spectacles while capturing IRIS. Candidates are advised to avoid wearing contact lenses and prefer spectacles.**
- (c) **There is no touch involved in IRIS scanning. Half feet distance between scanner and eye will be maintained.**

(Any failure to observe these points will result in non-admittance for the examination)

ONLINE EXAMINATION

In the online examination there will be following objective tests.

Sr. No.	Name of Tests	No. of Questions	Maximum Marks	Duration	Medium
1	Reasoning	50	50	Composite time of 90 Minutes	Bilingual
2	Working English Language	50	50		English
3	Quantitative Aptitude	50	50		Bilingual
	TOTAL	150	150		

The above tests except the Test of English Language will be available bilingually, i.e. in English and Hindi.

Penalty for Wrong Answers - For each question for which a wrong answer has been given by the candidate, one fourth or 0.25 of the marks assigned to that question will be deducted as penalty to arrive at corrected score. If a question is left blank, i.e. no answer is marked by the candidate; there will be no penalty for that question.

Some sample questions are given below.

Please note that the types of questions in this handout are only illustrative and not exhaustive. In the actual examination you will find questions of a higher difficulty level on some or all of these types and also questions on the types not mentioned here.

SAMPLE QUESTIONS

REASONING

This is a test to see how well you can think. It contains questions of various kinds. Here are some sample questions.

- Q.1.** If the letters in the word TOPS can be rearranged to form a meaningful word beginning with O, the last letter of that word is your answer. If more than one such word can be formed, M is the answer and if no such word can be formed, X is the answer.
(1) T (2) P (3) M (4) S (5) X
- Q.2.** If the letters of the following alphabet interchange positions, so that A takes the place of Z and Z takes the place of A; B takes the place of Y and Y takes the place of B and so on, what will be the 13th letter from the right ?
A B C D E F G H I J K L M N O P Q R S T U V W X Y Z
(1) M (2) N (3) O (4) L (5) Other than those given as options
- Q.3.** In a row of girls, if Seeta who is 10th from the left and Lina who is 9th from the right interchange their seats, Seeta becomes 15th from the left. How many girls are there in the row ?
(1) 16 (2) 18 (3) 19 (4) 22 (5) Other than those given as options
- Q.4.** If the first and the second letters in the word 'DEPRESSION' were interchanged, also the third and the fourth letters, the fifth and sixth letters and so on, which of the following would be the seventh letter from the right ?
(1) R (2) O (3) S (4) I (5) Other than those given as options

WORKING ENGLISH LANGUAGE

This is a test to see how well you 'know' English. Your English language ability would be tested through questions on grammar, vocabulary, sentence completion, synonyms, antonyms, comprehension of a passage, etc. Study and answer the sample questions given below. Please remember, in the test paper there may be questions of several other types also.

- Q.1-3. Directions :** Pick out the most appropriate word from amongst the words given below each sentence to complete it meaningfully.
- Q.1.** He quickly glanced _____ the book to find what it said about the Indian economy.
(1) at (2) through (3) in (4) to (5) over
- Q.2.** The counsel urged the court to _____ down the obnoxious law.
(1) enact (2) enforce (3) cancel (4) strike (5) declare
- Q.3.** The local official _____ the Minister of the situation.
(1) explained (2) warned (3) apprised (4) told (5) intimated
- Q.4-5. Directions :** Read each sentence given below to find out whether there is any grammatical error in it. The error, if any, will be in one part of the sentence. The number of that part of the sentence is your answer. If there is no error, the answer is 'No error'. (Ignore errors of punctuations, if any)
- Q.4.** I am twenty / two years old / when I first / joined the bank. No error
(1) (2) (3) (4) (5)
- Q.5.** To the Hindus / the Ganga is / holier than / any other river. No error
(1) (2) (3) (4) (5)

QUANTITATIVE APTITUDE


- Q.1.** Sohanlal purchased 120 reams of paper at Rs.100 per ream. The expenditure on transport was Rs.480. He had to pay an octroi duty of 50 paise per ream and the coolie charges were Rs.60. What should be the selling price of each ream if he wants a profit of 20% ?
 (1) Rs.126 (2) Rs.115.50 (3) Rs.105 (4) Rs. 120 (5) Other than those given as options
- Q.2.** The interest on a certain deposit at 9% per annum is Rs.405 in one year. How much will be the additional interest in one year on the same deposit at 10% per annum ?
 (1) Rs. 40.50 (2) Rs. 450 (3) Rs. 855 (4) Rs.45 (5) Other than those given as options
- Q.3-5. Directions :** Given below is a table showing percentages out of a total of 700 employees ranking six attributes that help promotion. Rank I is the highest. Study the table carefully and answer the questions that follow :


Attribute	Percent of Employees Giving Different Ranks					
	I	II	III	IV	V	VI
Seniority	32	17	22	19	5	5
Perseverance	14	19	17	9	27	14
Efficiency	15	19	21	14	14	17
Intelligence	10	14	10	14	17	35
Honesty	24	17	7	9	27	16
Sociability	5	14	23	35	10	13


- Q.3.** Which attribute for promotion has received the highest rank ?
 (1) Perseverance (2) Seniority (3) Honesty (4) Sociability (5) Efficiency
- Q.4.** How many employees gave rank III to intelligence ?
 (1) 119 (2) 98 (3) 77 (4) 70 (5) 10
- Q.5.** Which attribute is considered the least important for promotion ?
 (1) Honesty (2) Intelligence (3) Perseverance (4) Efficiency (5) Sociability


DETAILS OF THE ONLINE EXAMINATION PATTERN

1. Total duration of examination is 90 minutes. [20 minutes compensatory time for every 60 minutes (1 hour) of the examination time for candidates with disability eligible for compensatory time.]
2. The clock will be set at the server. The countdown timer in the top right corner of screen will display the remaining time available for you to complete the examination. When the timer reaches zero, the examination will end by itself. You will not be required to end or submit your examination.
3. The Question Palette displayed on the right side of screen will show the status of each question using one of the following symbols:

 You have not visited the question yet.



 You have not answered the question.

 You have answered the question.

 You have NOT answered the question, but have marked the question for review.

 The question(s) "Answered and Marked for Review" will be considered for evaluation.

The Marked for Review status for a question simply indicates that you would like to look at that question again. *If a question is answered and Marked for Review, your answer for that question will be considered in the evaluation.*

4. You can click on the “>” arrow which appears to the left of question palette to collapse the question palette thereby maximizing the question window. To view the question palette again, you can click on “<” which appears on the right side of question window.
5. You can click on your “Profile” image on top right corner of your screen to change the language during the exam for entire question paper. On clicking of Profile image you will get a drop-down to change the question content to the desired language.
6. You can click on  to navigate to the bottom and  to navigate to the top of the question area, without scrolling.

Navigating to a Question:

7. To answer a question, do the following:
 - a. Click on the question number in the Question Palette at the right of your screen to go to that numbered question directly. Note that using this option does NOT save your answer to the current question.
 - b. Click on **Save &Next** to save your answer for the current question and then go to the next question.
 - c. Click on **Mark for Review & Next** to save your answer for the current question, mark it for review, and then go to the next question.

Answering a Question :

8. Procedure for answering a multiple choice type question:
 - a. To select your answer, click on the button of one of the options
 - b. To deselect your chosen answer, click on the button of the chosen option again or click on the **Clear Response** button
 - c. To change your chosen answer, click on the button of another option
 - d. To save your answer, you MUST click on the **Save & Next** button
 - e. To mark the question for review, click on the **Mark for Review & Next** button. *If an answer is selected for a question that is Marked for Review, that answer will be considered in the evaluation.*
9. To change your answer to a question that has already been answered, first select that question for answering and then follow the procedure for answering that type of question.
10. Note that ONLY Questions for which answers are saved or marked for review after answering will be considered for evaluation.

Navigating through sections:

11. Sections in this question paper are displayed on the top bar of the screen. Questions in a section can be viewed by clicking on the section name. The section you are currently viewing is highlighted.
12. Candidate can view the corresponding section summary as part of the legend that appears in every section above the question palette.

Submitting the exam:

13. After the expiry of time the candidates will not be able to attempt any question or check their answers. On completion of test time, answers of the candidates would be saved automatically by the computer system even if they have not clicked the “Submit” button.
14. Please note :
 - a) Candidates will not be allowed to “finally submit” unless they have exhausted the actual test time of the examination.
 - b) Under no circumstances should a candidate click on any of the ‘keyboard keys’ during the test once the exam starts as this will lock the exam.

GENERAL INSTRUCTIONS

- (1) Please note date, reporting time and venue address of the examination given in the call letter.
- (2) You may visit the venue one day before the Examination to confirm the location so that you are able to report **on time** (as printed on the call letter) on the day of the examination. Late comers will not be allowed.
- (3) The call letter should be brought with you to the examination venue along with your recent passport size photograph duly pasted on it. (Same as uploaded in online application form).
- (4) You must scrupulously follow the instructions of the Test Administrator and Bank Representative at the examination venue. If you violate the instructions you will be disqualified and will be asked to leave the examination venue.
- (5) No use of calculators (separate or with watch), books, note books or written notes, cell phones (with or without camera facility), or any other electronic device will be allowed during the examination.
- (6) Please bring the call letter with your photograph affixed thereon, a photocopy of photo identity proof stapled with it and same (currently valid) photo ID in original - **THIS IS ESSENTIAL**. Please submit the call-letter alongwith photocopy of photo identity proof duly stapled together by putting it in the designated drop box. Currently valid photo identity proof may be PAN Card/Passport/Permanent Driving License/Voter's Card with photograph/Bank Passbook with photograph/Photo Identity proof with photograph issued by a Gazetted Officer (on official letterhead)/Photo Identity proof issued by a People's Representative along with a photograph (on official letterhead)/Identity Card issued by a recognised College/University/Aadhar/E-Aadhar Card with a photograph / Employee ID). **Please Note - Ration Card and Learner's Driving License will NOT be accepted as valid ID proof.** Please note that your name as appearing on the call letter (provided by you during the process of registration) should exactly match the name as appearing on the photo identity proof. Female candidates who have changed first/last/middle name post marriage must take special note of this. If there is any mismatch between the name indicated in the Call Letter and Photo Identity Proof you will not be allowed to appear for the examination. In case of candidates who have changed their name will be allowed only if they produce Gazette notification/their marriage certificate/affidavit. Photo ID should be valid as on the day of the examination.
- (7) Do not leave your seat unless you are allowed.
- (8) Travelling Allowance not admissible. No travelling allowance or other expenses in connection with the examination will be paid.
- (9) Bank would be analyzing the responses (answers) of individual candidates with other candidates to detect patterns of similarity of right and wrong answers. If in the analytical procedure adopted by Bank in this regard, it is inferred/ concluded that the responses have been shared and scores obtained are not genuine/ valid, Bank reserves right to cancel the candidature of the concerned candidates without any notice and the result of such candidates (disqualified) will be withheld. No objection in this regard shall be entertained.
- (10) You should bring with you a ball-point pen & ink stamp pad. Sheets of paper will be provided which can be used for rough work or taking down the question number you would like to review at the end of the test before submitting your answers. After the test is over you **MUST** submit these sheets of paper by putting them in the designated drop box before leaving the venue. You must write your Registration Number and Roll No. on the rough sheets.
- (11) The possibility of occurrence of some problem in the administration of the examination cannot be ruled out completely which may impact test delivery and/or result from being generated. In that event, every effort will be made to rectify such problem, which may include movement of candidates, delay in test. Conduct of a re-examination is at the absolute discretion of Bank. Candidates not willing to move or not willing to participate in the delayed process of test delivery shall be summarily rejected from the process.

- (12) Anyone found to be disclosing, publishing, reproducing, transmitting, storing or facilitating transmission and storage of test contents in any form or any information therein in whole or part thereof or by any means verbal or written, electronic or mechanical or taking away the papers supplied in the examination hall or found to be in unauthorised possession of test content is likely to be prosecuted.
- (13) Instances for providing incorrect information and/or process violation by a candidate detected at any stage of the selection process will lead to disqualification of the candidate from the selection process and he/she will not be allowed to appear in any recruitment process of the Bank in the future. If such instances go undetected during the current selection process but are detected subsequently, such disqualification will take place with retrospective effect.
- (14) The PWBD candidates, who want to use facility of scribe, are required to submit a Declaration form (Scribe declaration form) that can be downloaded from Bank's website.
- (15) Following items will not be allowed inside the examination hall (Lab) :-

Any stationery item like textual material (printed or written), bits of papers, Geometry/Pencil Box, Plastic Pouch, Calculator, Scale, Writing Pad, Pen Drives, Log Table, Electronic Pen/Scanner, Any communication device like Mobile Phone, Bluetooth, Earphones, Microphone, Pager, Health Band etc. Other items like Goggles, Handbags, Hair-pin, Hair-band, Belt, Cap, Any watch/Wrist Watch, Camera, Any metallic item, Any eatable item opened or packed, water bottle (only transparent water bottle is allowed), Any other item which could be used for unfair means for hiding communication devices like camera, bluetooth devices etc. After AarogyaSetu status display at the entry gate, candidates will be required to switch off their mobile phones, and deposit it at the designated location, to be collected while exiting. Any candidate who is found either copying or receiving or giving assistance will be disqualified.

You are advised to avoid wearing ornaments like Ring, Earrings, Nose-pin, Chain/Necklace, Pendants, Badge, brooch etc.

- (16) Candidates should not furnish any particulars that are false, tampered, fabricated and should not suppress any material information while submitting online application. At the time of examination or in a subsequent selection procedure, if a candidate is (or has been) found guilty of – (i) using unfair means or (ii) impersonating or procuring impersonation by any person or (iii) misbehaving in the examination hall or disclosing, publishing, reproducing, transmitting, storing or facilitating transmission and storage of contents of the test(s) or any information therein in whole or part thereof in any form or by any means, verbal or written, electronically or mechanically for any purpose or (iv) resorting to any irregular or improper means in connection with his/ her candidature or (v) obtaining support for his/ her candidature by unfair means, or (vi) carrying mobile phones or similar electronic devices of communication in the examination hall – such a candidate may, in addition to rendering himself/ herself liable to criminal prosecution, be liable :
- to be disqualified from the examination for which he/ she is a candidate
 - to be debarred either permanently or for a specified period from any examination conducted by Bank

SOCIAL DISTANCING MODE CONDUCT OF EXAM RELATED INSTRUCTIONS

- 1 Candidate is required to report at the exam venue strictly as per the time slot mentioned in the Call Letter AND/OR informed via SMS/Mail on their registered mobile number/mail prior to exam date. It is expected that candidate strictly adhere to this time slot – as entry into the exam venue will be provided based upon the individual's time slot ONLY. Candidates should report atleast 15 minutes before the Reporting time.
- 2 Mapping of 'Candidate Roll Number and the Lab Number' will NOT be displayed outside the exam venue, but the same will be intimated to the candidates individually at the time of entry of the candidate to the exam venue.
- 3 Items permitted into the venue for Candidates
Candidates will be permitted to carry only certain items with them into the venue.
 - a. Mask (WEARING A MASK is COMPULSORY)
 - b. Gloves
 - c. Personal transparent water bottle (Candidates should bring their own water bottle)
 - d. Personal hand sanitizer (50 ml)
 - e. A simple pen and ink stamp pad
 - f. Exam related documents (Call Letter and Photocopy of the photo ID card stapled with it, same ID Card in Original.) The name on the ID and on the Call Letter should be exactly the same.
 - g. In case of Scribe Candidates - Scribe form duly filled and signed with Photograph affixed.No other Items are permitted inside the venue.
- 4 Candidate should not share any of their personal belonging/material with anyone.
- 5 Candidate should maintain safe social distance with one another.
- 6 Candidate should stand in the row as per the instructions provided at venue.
- 7 If candidate is availing services of a scribe, then scribe also should bring their own Gloves, N95 Mask, sanitizer (50ml) and transparent water bottle. Wearing a mask is compulsory. Both candidate and Scribe will require to be wearing N95 Mask.
- 8 A Candidate must have AarogyaSetu App installed on his mobile phone. The AarogyaSetu status must show candidate's risk factor. A candidate will have to display this status to the Security Guard at the entry into the exam venue. In case a candidate does not have a smart phone, he/she will have to bring in a signed declaration to this effect (declaration is provided along with this Call Letter) and show the same to the Security Guard at the entry into the exam venue. Candidates with Moderate or High Risk Status on AarogyaSetu App will not be allowed entry. In case any of the responses in declaration suggest COVID 19 infection/symptoms, the candidate will not be permitted inside the exam venue. (If candidate is availing services of a Scribe, then Scribe should also follow the same instructions).
- 9 After AarogyaSetu status display at the entry gate, candidates will be required to switch off their mobile phones, and deposit it at the designated location, to be collected while exiting.
- 10 All candidates (and Scribe, if applicable) will be checked with Thermo guns at the entry point for temperature. In case, any person is observed to be having above normal temperature (> 99.14° F) or displaying any symptoms of the virus, they will not be allowed entry into the venue.

- 11 In candidate registration :
- a. **Candidate registration will be done through photo capture and IRIS scan. Photo captured will be matched with the photo uploaded by you in the application. You must NOT change your appearance from the photo uploaded by you. Photograph of Scribe will also be captured.**
 - b. **Photograph and IRIS capture will be done while candidate is standing.**
 - c. **Seat number will be given to the candidate.**
- 12 Rough sheet, call letter and ID proof management
- **Rough sheet(s) kept at each candidate desk will be used by candidate.**
 - **Candidate must follow the instructions related to dropping the call letter with the ID proof copy in the boxes provided at the exit of lab/venue while leaving or at the designated place. Those candidates who avail the services of Scribe should submit Scribe form also along with the Call Letter and ID proof copy.**
 - **Candidate must drop the rough sheets, call letter, ID proof copy in the boxes provided at the exit of lab/venue while leaving or at the designated place indicated by Exam officials.**
- 13 Post Examination Controls
- **On completion of examination, IRIS verification will be done for each candidate.**
 - **The candidates will be permitted to move out in an orderly manner one candidate at a time. Please wait for instructions from invigilator and do not get up from your seat until advised.**

WISH YOU GOOD LUCK