



UTTAR PRADESH ONLINE COLLECTION MODULE

Customers can pay Commercial Taxes and other taxes applicable on UP Govt Portal using this module. A brief process for the same is explained below. Customer needs to have TIN No./ User ID and Password issued by UP Commercial Tax Office to login.

1. Enter User ID and Password



2. Select New Challan Payment



3. Input the necessary details. Select IDBI Bank and Save.

https://secure.idbi.co.in/contax/ChallanNP.aspx Certificate error IDBI Intranet Google News GST to be tabled in R... Challan Form Pag...

Treasury Form-209(1) - Challan for Depositing Money
[To be submitted through Net-Payment]

Challan No. : 970000000116170032
Challan Date : 30/07/2016 10:55:00

Assessment Year: 2016 - 2017 Tax Period (if any): ☒ Yearly ☐ Quarterly ☐ Monthly

1. Sector/Circle/Assistant Commissioner/Deputy Commissioner (Assessment): Lucknow Corporate Circle, HO Lucknow

2. Name of Bank: IDBI Bank

3. TIN No./TDN/Registration No.: 09700000001

4. (a) Name of person on whose behalf amount is being paid: M/S TESTING TIN
(b) Address: VIBHUTI KHAND GOMTI NAGAR

[Fill Amount for the relevant head of account of remittance]

Head	Description	Serial No.	Amount (in Rs.)
0040001010100	Central Sales Tax along with monthly returns	01	0
0040001010100	Central Sales Tax against demand	02	0
0040001010100	Central Sales Tax Registration Fee	03	0
0040001010100	Central Sales Tax Interest	04	0

10:49 AM 7/30/2016

https://secure.idbi.co.in/contax/ChallanNP.aspx Certificate error IDBI Intranet Google News GST to be tabled in R... Challan Form Pag...

0040001110100	U.P. value added tax against demand	07	0
0040001110100	U.P. value added tax Composition Money	08	0
0040001110300	U.P. value added tax Registration Fee	09	0
0040001110400	U.P. value added tax Interest	10	0
0040001110400	U.P. value added tax Penalty	11	0
0040001110400	Other Receipts under the U.P. value added tax	12	0
0040001110100	U.P. Trade Tax	13	0
0040001110501	U.P. Entry Tax along with monthly returns	14	0
0040001110501	U.P. Entry Tax against demand	15	0
0040001110501	U.P. Entry Tax Composition Money	16	0
0040001110501	U.P. Entry Tax Penalty	17	0
0040001110501	U.P. Entry Tax Interest	18	0
0040001110502	U.P. Entry Tax Registration Fee	19	0
0040001110600	U.P. value added tax - Tax Deducted at Source	20	0
0040008000100	Other Receipts	21	0
0040001110200	U.P. value added tax - Cess	22	0
Total:		Total of all Heads	1

Check n Save Entries

10:50 AM 7/30/2016

4. Check the details of transaction. If correct, pl proceed for payment.

Confirmation of Net-Payment of Challan
(Department of Commercial Taxes, Uttar Pradesh)

TIN Number : 09700000001

Challan Number : 970000000116170032

Dealer Name/Firm Name : TestM/S TESTING TIN

Dealer Address : VISHOTI KHAND GOMTI NAGAR

Assessment Year : 2016-2017

Tax Period : Yearly

Location : Corporate Circle, HO Lucknow, [CTD]

Amount of Challan : 1.00

Head Serial No.[Amount of the head] : 06[1.00]

Bank Selected :
e IDBI Bank

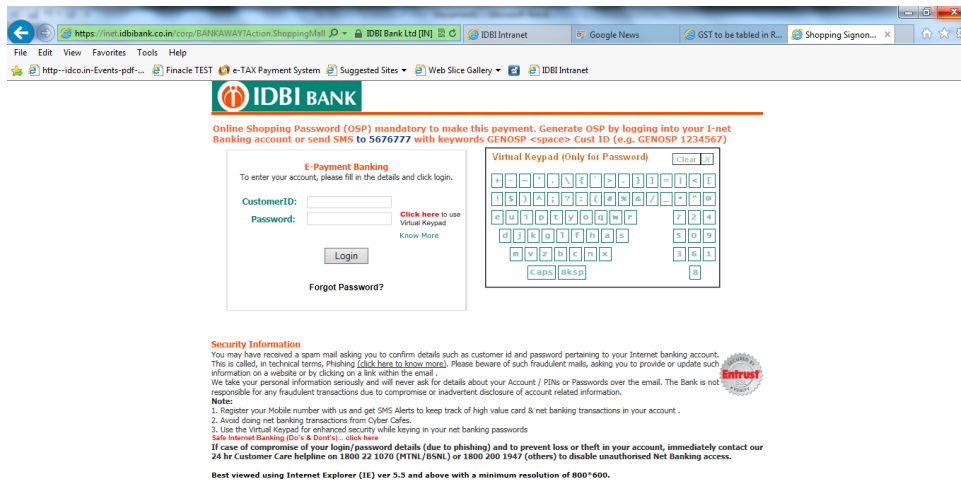
Developed by:

5. Individual Customers to select Retail Banking and Corporate to select Corporate Banking

IDBI BANK

Uttar Pradesh Tax Payment

6. Enter the Login Credentials



IDBI BANK

Online Shopping Password (OSP) mandatory to make this payment. Generate OSP by logging into your I-net Banking account or send SMS to 5676777 with keywords GENOSP <space> Cust ID (e.g. GENOSP 1234567)

E- Payment Banking

To enter your account, please fill in the details and click login.

CustomerID:

Password:

[Click here to use Virtual Keypad](#)

[Know More](#)

[Forgot Password?](#)

Virtual Keypad (Only for Password)

[Clear](#)

1 2 3 4 5 6 7 8 9 0 * #

Q W E R T Y U I O P [] \ / ; ' , < > ?

A S D F G H J K L ; ' , < > ?

Z X C V B N M , . / ; ' , < > ?

[Caps](#) [Backsp](#) [Del](#)

Security Information

You may have received a spam mail asking you to confirm details such as customer id and password pertaining to your Internet banking account. This is called, in technical terms, Phishing ([click here to know more](#)). Please beware of such fraudulent mails, asking you to provide or update such information on a website or by clicking on a link within the email. We take your personal information seriously and will never ask for details about your Account / PINs or Passwords over the email. The Bank is not responsible for any fraudulent transactions due to compromise or inadvertent disclosure of account related information.

Note:

1. Register your Mobile number with us and get SMS Alerts to keep track of high value card & net banking transactions in your account.
2. Avoid doing net banking transactions from Cyber Cafes.
3. Use the Virtual Keypad for enhanced security while keying in your net banking passwords.

[Safe Internet Banking \(SIB\) & Counter - click here](#)

If case of compromise of your login/password details (due to phishing) and to prevent loss or theft in your account, immediately contact our 24 hr Customer Care helpline on 1800 22 1070 (MTNL/BSNL) or 1800 200 1947 (others) to disable unauthorised Net Banking access.

Best viewed using Internet Explorer (IE) ver 5.5 and above with a minimum resolution of 800*600.

7. Details entered on Govt Portal will be available for User to verify. If correct pl select Pay.



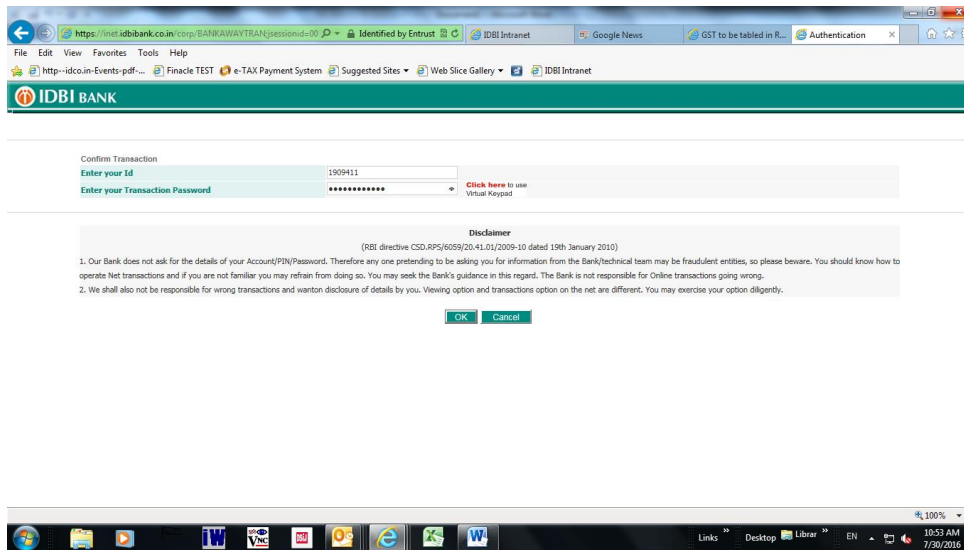
IDBI BANK

Uttar Pradesh Tax Payment > Make a New Tax Payment

Uttar Pradesh Tax Payment

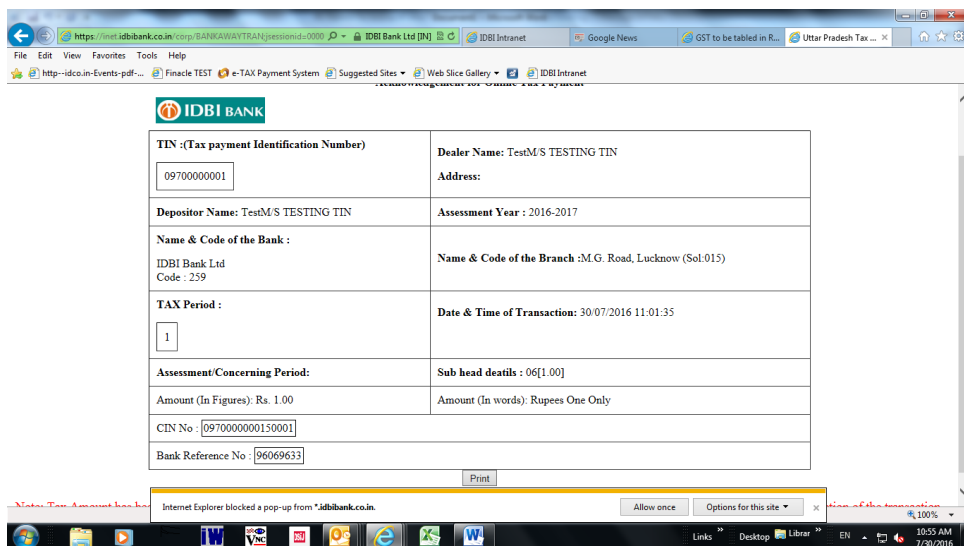
BANK CODE	IBKL (691)	BRANCH CODE	6910249
Merchant Code	UPCT_COM		
Challan No	97000000116170032		
Total Amount	1.00		
Amount in Words	Rupees One Only		
Assessment Year	2016-2017		
Tax Period	1		
Location	Corporate Circle, HO Lucknow, [CTD]		
Dealer Name	Test/MS TESTING TIN		
Dealer Address			
Tin No	09700000001		
Head Desc	06(1.00)		
Debit Account	VDJAY MANOHAR KANGTE 002651100000620		

8. Enter Transaction Credentials



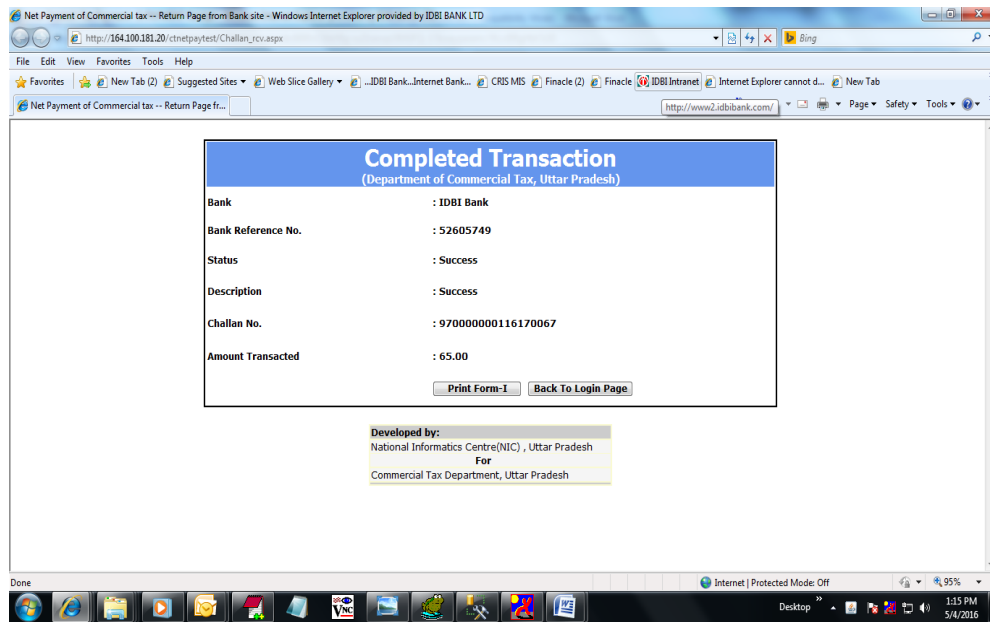
The screenshot shows the IDBI Bank transaction confirmation page. The browser address bar displays <https://net.idbi-bank.co.in/corp/BANKAWAYTRAN?sessionid=0000>. The page has a green header with the IDBI BANK logo. Below the header, there is a form with two input fields: "Enter your Id" with the value "1909411" and "Enter your Transaction Password" with a masked password "*****". A "Click Here to use Virtual Keypad" link is next to the password field. Below the form is a "Disclaimer" section with a small font text: "(RBI directive CSD.RPS/6059/20-41/01/2009-10 dated 19th January 2010)". The disclaimer contains two points: 1. Our Bank does not ask for the details of your Account(PIN/Password). Therefore any one pretending to be asking you for information from the Bank/technical team may be fraudulent entities, so please beware. You should know how to operate Net transactions and if you are not familiar you may refrain from doing so. You may seek the Bank's guidance in this regard. The Bank is not responsible for Online transactions going wrong. 2. We shall also not be responsible for wrong transactions and wanton disclosure of details by you. Viewing option and transactions option on the net are different. You may exercise your option diligently. At the bottom of the disclaimer are "OK" and "Cancel" buttons. The Windows taskbar at the bottom shows the time as 10:53 AM on 7/30/2016.

9. Once transaction is through, User will get Bank Receipt. Please do not refresh Page as System will autogenerate Govt Receipt for the payment.



The screenshot shows the IDBI Bank transaction receipt page. The browser address bar displays <https://net.idbi-bank.co.in/corp/BANKAWAYTRAN?sessionid=0000>. The page has a green header with the IDBI BANK logo. Below the header is a table with transaction details. The table has two columns. The first column contains the following details: TIN : (Tax payment Identification Number) 09700000001, Depositor Name: TestM/S TESTING TIN, Name & Code of the Bank : IDBI Bank Ltd Code : 259, TAX Period : 1, Assessment/Concerning Period:, Amount (In Figures): Rs. 1.00, CIN No : 0970000000150001, and Bank Reference No : 96069633. The second column contains the following details: Dealer Name: TestM/S TESTING TIN, Address:, Assessment Year : 2016-2017, Name & Code of the Branch :M.G. Road, Lucknow (Sol:015), Date & Time of Transaction: 30/07/2016 11:01:35, and Sub head details : 06[1.00]. Below the table is a "Print" button. At the bottom of the page, there is a yellow bar with the text "Internet Explorer blocked a pop-up from 'idbi-bank.co.in'." and buttons for "Allow once" and "Options for this site". The Windows taskbar at the bottom shows the time as 10:55 AM on 7/30/2016.

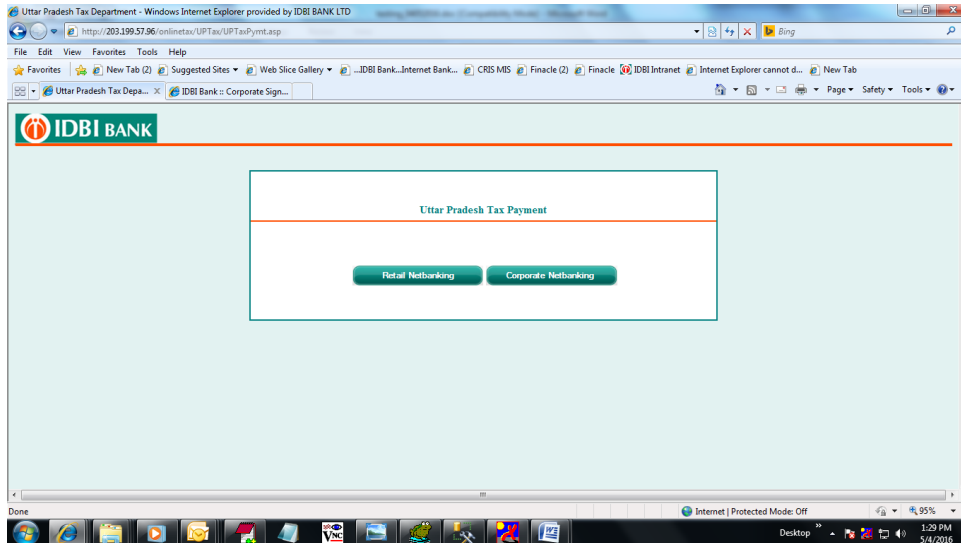
TIN : (Tax payment Identification Number) 09700000001	Dealer Name: TestM/S TESTING TIN Address:
Depositor Name: TestM/S TESTING TIN	Assessment Year : 2016-2017
Name & Code of the Bank : IDBI Bank Ltd Code : 259	Name & Code of the Branch : M.G. Road, Lucknow (Sol:015)
TAX Period : 1	Date & Time of Transaction: 30/07/2016 11:01:35
Assessment/Concerning Period:	Sub head details : 06[1.00]
Amount (In Figures): Rs. 1.00	Amount (In words): Rupees One Only
CIN No : 0970000000150001	
Bank Reference No : 96069633	



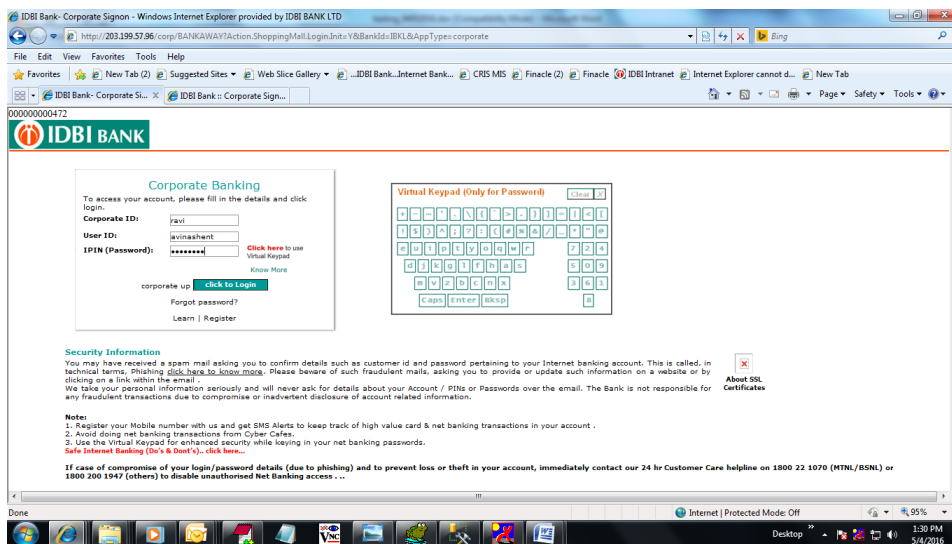
CORPORATE MAKER – CHECKER PAYMENT PROCESS

Process for payment upto Point No.4 above is same for Corporate Customers.

1. Maker to select Corporate Banking



2. Maker to enter Login Credentials



3. Details entered by Maker on Government Portal will be visible to check and verify. If Correct click on Pay

Uttar Pradesh Tax Payment - Make a New Tax Payment

Uttar Pradesh Tax Payment

BANK CODE : IBKL (691)	BRANCH CODE : 6910249
Merchant Code	UPCT_COM
Challan No	97000000116170069
Total Amount	5.00
Amount in Words	Rupees 5k Only
Assessment Year	2016-2017
Tax Period	1
Location	Ghaziabad Sector-9, AC, (Ghaziabad)
Dealer Name	TEST Style
Dealer Address	
Tin No	09700000001
Head Desc	01[1.00]02[2.00]03[3.00]
Debit Account	RAVI NAR (DEMO ID FOR CORPORATES) 041103000000125

Text Authorizer: avnashapr USER LookUp

Valid Rules Pay

4. Enter Transaction Credentials and click Ok

Authentication - Windows Internet Explorer provided by IDBI BANK LTD

Enter your ID: avnashapr

Enter your Transaction Password: *****

Confirm Transaction

Disclaimer

(RBI directive CSD RPS/0059/20 41 01/2009-10 dated 19th January 2010)

1. Our Bank does not ask for the details of your Account/PIN/Password. Therefore any one pretending to be asking you for information from the Bank/technical team may be fraudulent entities, so please beware. You should know how to operate Net transactions and if you are not familiar you may refrain from doing so. You may seek the Bank's guidance in this regard. The Bank is not responsible for Online transactions going wrong.

2. We shall also not be responsible for wrong transactions and warrant disclosure of details by you. Viewing option and transactions option on the net are different. You may exercise your option diligently.

OK Cancel

-
- Uttar Pradesh Tax Payment - E-PAYMENT Receipt - Windows Explorer provided by IDBI BANK LTD
- https://203.199.57.96/cgi-bin/BANKAWAITRAN?sessionid=000jd2bvdnHePQm4ZMootBMoY-13bwyparam=XLhBooreed%2FQmstVWg%2D%2D
- File Edit View Favorites Tools Help
- Web Slice Gallery IDBI Bank... CRIS MIS Finace (2) Finace IDBI Intranet Internet Explorer cannot d... New Tab
- Uttar Pradesh Tax Pay... IDBI Bank Corporate Sign...
- Payment Request Successfully sent for approval. Your Reference Number is 644318
- UPGOVT Commercial Tax Payment
Acknowledgement for Online Tax Payment**
- IDBI BANK**
- | | |
|---------------------------------------|----------------------------|
| TIN (Tax Payer Identification Number) | 09700000001 |
| Dealer Name : | TEST Style |
| Assessment Year : | 2016-2017 |
| Transaction Date & Time : | 04-05-2016 |
| Head Description : | 01[1.00]02[2.00]03[3.00] |
| Total Amount Paid by the Payer : | Rs. 6.00-(Rupees Six Only) |
| Transaction Completion Status | PENDING |
- Print
- This is Provision Challan. Please get acknowledgement receipt after Authorizer verify the transaction Successful**
- Done Internet | Protected Mode: Off 95% 1:30 PM 5/4/2011

Net Payment of Commercial tax -- Return Page from Bank site -- Windows Internet Explorer provided by IDBI BANK LTD

http://164.100.181.20/crnetpaytest/Challan_rcv.aspx

File Edit View Favorites Tools Help

Web Slice Gallery IDBI Bank... Internet Bank... CRIS MIS Finacle (2) Finacle IDBI Intranet Internet Explorer cannot d... New Tab

Net Payment of Commercial tax -- Return Page from...

Completed Transaction
(Department of Commercial Tax, Uttar Pradesh)

Bank	: IDBI Bank
Bank Reference No.	: 0
Status	: P
Description	: P
Challan No.	: 970000000116170069
Amount Transacted	: 6.00

[Back To Login Page](#)

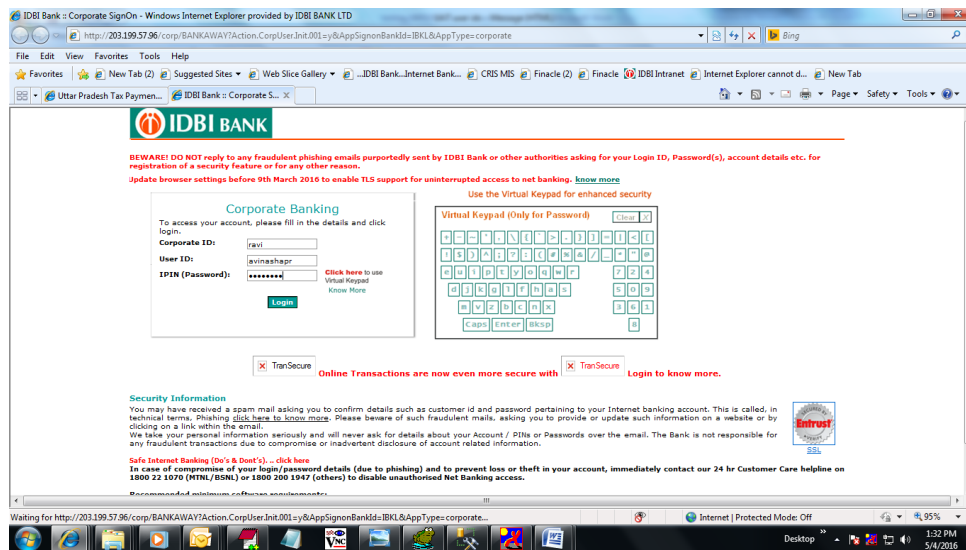
Developed by:
National Informatics Centre(NIC), Uttar Pradesh
For
Commercial Tax Department, Uttar Pradesh

Done

Internet | Protected Mode: Off

Desktop 1:30 PM 5/4/2016

6. Checker to enter Login Credentials to Verify the Payment



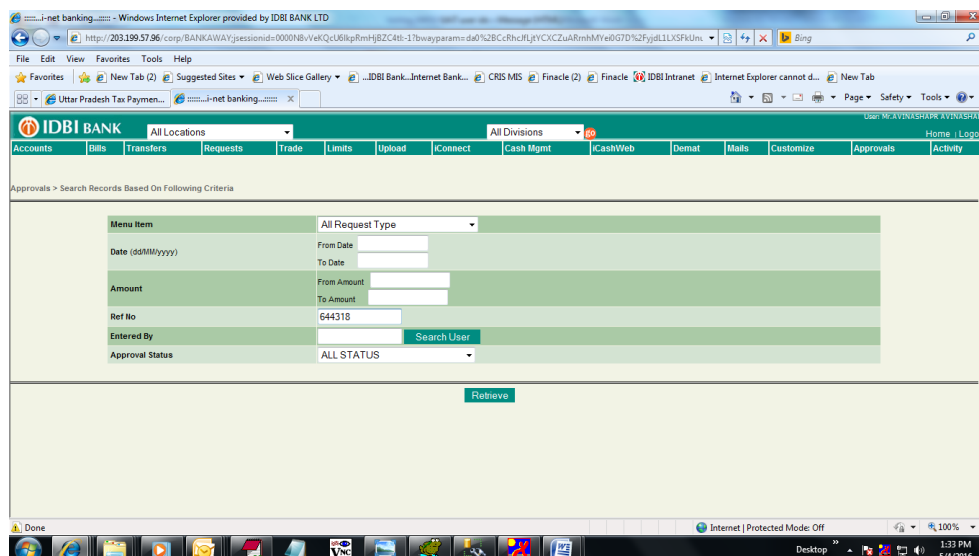
The screenshot shows the IDBI Bank Corporate Sign-On page in a Windows Internet Explorer browser. The page has a green header with the IDBI Bank logo. Below the header, there is a warning message: "BEWARE! DO NOT reply to any fraudulent phishing emails purportedly sent by IDBI Bank or other authorities asking for your Login ID, Password(s), account details etc. for registration of a security feature or for any other reason. Update browser settings before 9th March 2016 to enable TLS support for uninterrupted access to net banking. [know more](#)".

The main content area is titled "Corporate Banking" and contains a login form. The form has fields for "Corporate ID:", "User ID:", and "IPIN (Password):". The "Corporate ID:" field contains the text "ravi". The "User ID:" field contains the text "avinashagr". The "IPIN (Password):" field contains the text "*****". There is a "Login" button below the form. To the right of the login form, there is a "Virtual Keypad (Only for Password)" section with a grid of numbers and letters, and a "Clear" button.

Below the login form, there is a "TransSecure" logo and a message: "Online Transactions are now even more secure with TransSecure. Login to know more." There is also a "Security Information" section with a link to "click here to know more".

The browser's address bar shows the URL: "http://203.199.57.96/corp/BANKAWAY/Action.CorpUser.Init.001.y8/AppSignonBankId=IBKL&AppTypes=corporate". The taskbar at the bottom shows various icons, including the Start button, Internet Explorer, and several application icons. The system clock shows the time as 1:32 PM on 5/4/2016.

7. Enter the Payment Reference Number



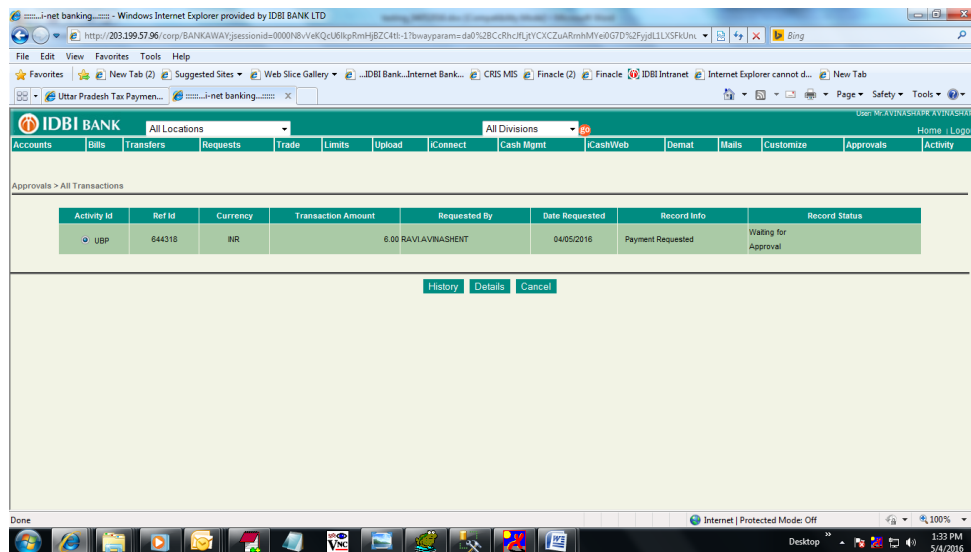
The screenshot shows the IDBI Bank i-net banking page in a Windows Internet Explorer browser. The page has a green header with the IDBI Bank logo. Below the header, there is a navigation menu with links: "Accounts", "Bills", "Transfers", "Requests", "Trade", "Limits", "Upload", "iConnect", "Cash Mgmt", "iCashWeb", "Demat", "Mails", "Customize", "Approvals", and "Activity".

The main content area is titled "Approvals > Search Records Based On Following Criteria". It contains a search form with the following fields:

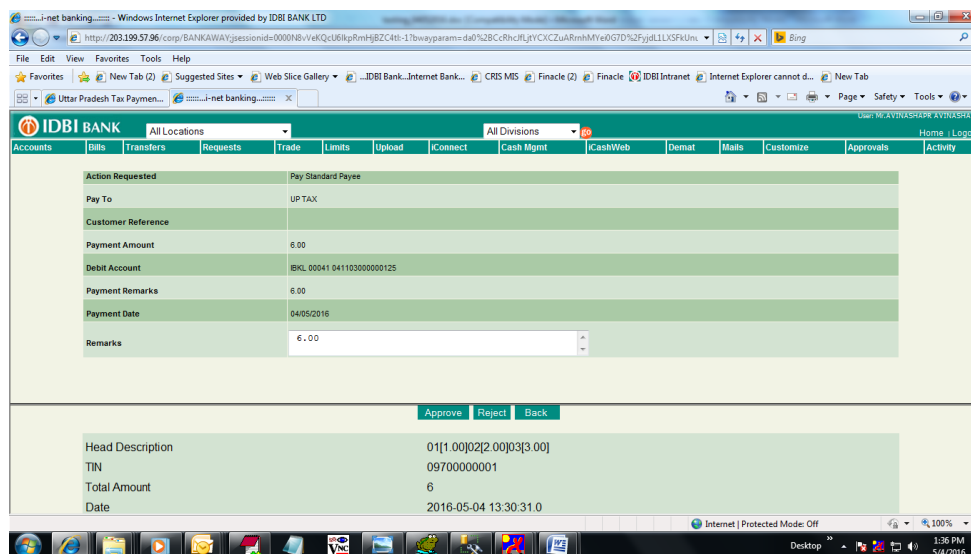
- Menu Item: All Request Type
- Date (ddMM/yyyy): From Date and To Date
- Amount: From Amount and To Amount
- Ref No: 644318
- Entered By: Search User
- Approval Status: ALL STATUS

Below the search form, there is a "Retrieve" button. The browser's address bar shows the URL: "http://203.199.57.96/corp/BANKAWAY?sessionid=000018-v8kQcU6kpRmHjBZC4tH-17bwyparam:da0%2BCcRhcRtRgYXCXZuARmhMYe0G7D%2FyjdLLXSPkUn:". The taskbar at the bottom shows various icons, including the Start button, Internet Explorer, and several application icons. The system clock shows the time as 1:33 PM on 5/4/2016.

8. Enter the Payment Reference Number



9. If found Correct, click on Approve.



10. Enter Transaction Credentials

The screenshot shows the IDBI Bank Internet Banking interface. The top navigation bar includes links for Accounts, Bills, Transfers, Requests, Trade, Limits, Upload, Connect, Cash Mgmt, CashWeb, Demat, Mails, Customize, Approvals, and Activity. The main content area is titled "Transaction Password Authentication". It contains two input fields: "Enter your Id" with the value "avinashapr" and "Enter your Transaction Password" with masked characters. Below these fields is a "Confirm Transaction" button. A disclaimer text is visible, stating that the bank does not ask for details of the user's account/ID/Password and that the user should be cautious of fraudulent entities. At the bottom, there are "OK" and "Cancel" buttons.

11. System will Generate a Payment Receipt from Bank and Government Portal. Please do not refresh the page till Govt Challan is generated.

The screenshot shows the IDBI Bank UPGOVT Commercial Tax Payment Acknowledgement for Online Tax Payment screen. The top navigation bar is the same as in the previous screenshot. The main content area displays a table with transaction details. A red message at the top states: "Hot Payment Successful. Your Payment Confirmation number is 52605/52".

UPGOVT Commercial Tax Payment Acknowledgement for Online Tax Payment	
TIN : (Tax payment Identification Number) 0970000001	Dealer Name: TEST Style Address:
Depositor Name: TEST Style	Assessment Year : 2016-2017
Name & Code of the Bank : IDBI BANK & 259	Name & Code of the Branch : M G road Lucknow Branch(Sol 015)
TAX Period : 1	Date of transaction: 04/05/2016 13:38:29 Time of transaction: 04/05/2016 13:38:29
Assessment/Concerning Period:	Sub head details : 01[1.00]02[2.00]03[3.00]
Amount (In Figures): Rs. 6.00	Amount (In words): Rupees Six Only
CIN No :	0970000000110056
Bank Reference No :	52605752

Note: Tax Amount has been debited. Please do not close or refresh the webpage as you are being navigated to Government of Uttar Pradesh website for completion of the transaction.

This completes the Payment Process for Commercial Tax Payment Challan.

Happy Banking!!